

SONY

CCD B/W VIDEO CAMERA MODULE

XC-ST50/ST50CE XC-ST30/ST30CE

Component / OEM



OUTLINE

The XC-ST50/ST50CE and XC-ST30/ST30CE incorporate the latest CCD and signal processing technologies into a compact black and white camera module. A new external trigger design allows the electronic shutter speed to be freely specified by the width of an external trigger pulse or by a switch setting on the rear panel of the camera. These cameras are also user-friendly, with all switch settings located on the rear panel. Moreover, the XC-ST50/ST50CE 1/2 type CCD and XC-ST30/ST30CE 1/3 type CCD models have the exact same dimensions, simplifying space requirements and making it easy to interchange them if necessary. These features, along with high picture quality and high shock and vibration tolerance make the XC-ST50/ST50CE and XC-ST30/ST30CE cameras ideal for demanding machine vision applications.

FEATURES

- XC-ST50/50CE: 1/2 type IT CCD
- XC-ST30/30CE: 1/3 type IT CCD
- Small and lightweight: 44(W) x 29(H) x 57.5(D) mm, 110 g
- High sensitivity: 0.3 lx (F1.4)
- High S/N ratio: 60 dB (XC-ST50), 56 dB (XC-ST30)
- Electronic shutter function (1/100 to 1/10,000 s)
- Flexible trigger shutter functions
 - simple trigger with internally generated HD/VD and Write Enable (WEN)
 - exposure control with switches or trigger pulse width
- Readout on command (with HD/VD input)
- 2:1 interlace/non-interlace
- Frame/field exposure
- Restart/Reset function
- Synchronization: internal/external (HD/VD, VS)
- High shock and vibration tolerance

ACCESSORIES

Compact camera adaptor (CE standard)

DC-700/700CE

- Compact, lightweight
- Two video outputs
- External sync IN/OUT
- Trigger input/WEN output
- New EIAJ standard 12 pin assignment
- Dimensions: 110(W) x 53(H) x 160(D) mm



12 pin camera cable (CE standard)

- CCXC-12P02N (2m)
- CCXC-12P05N (5m)
- CCXC-12P10N (10m)
- CCXC-12P25N (25m)



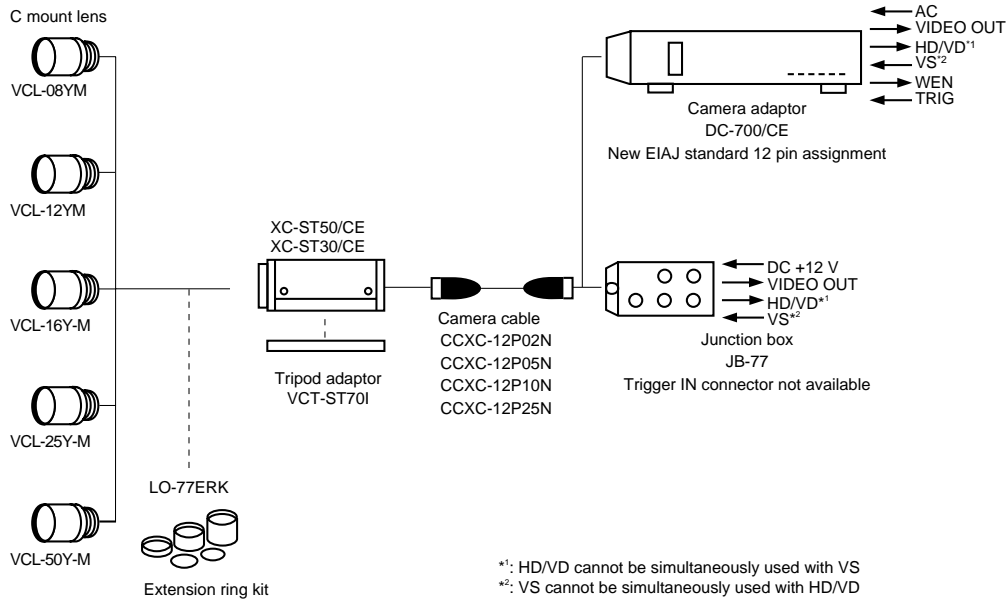
Tripod adaptor

VCT-ST70I

- Isolated type
- Approx. 14 g
- Dimensions: 40(W) x 6(H) x 59(D) mm

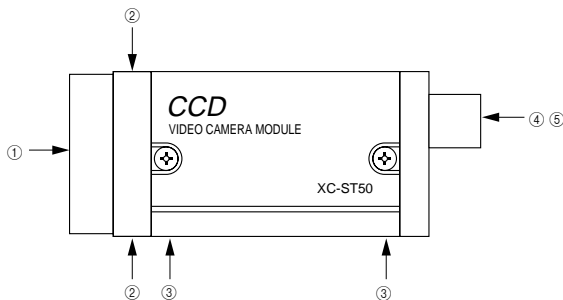


CONNECTIONS



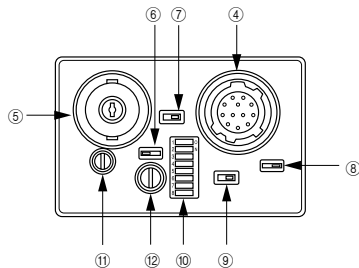
LOCATION OF PARTS & OPERATION

● Side



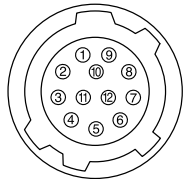
- ① Lens mount (C mount)
A commercial C mount lens as well as Sony standard lenses can be used.
- ② Camera fixing reference hole
High-precision screw hole machined on the lens mount surface.
- ③ Screw hole for tripod adaptor installation (VCT-ST70I)
- ④ 12 pin multi-connector
The 12 pin multi-connector is connected to a DC IN/SYNC (DC power/sync signal input)
- ⑤ BNC connector
Video out
- ⑥ Gamma correction
ON/OFF switchable
- ⑦ Internal/External synchronization switch
In the EXT position, if there is no external sync input, the internal sync is activated inside the camera.
In this case, HD/VD signal is not output through the 12 pin multi-connector.
- ⑧ Trigger polarity switch
The trigger polarity is selectable (neg/pos polarity)
- ⑨ 75 Ω termination switch
- ⑩ Dip switch
Dip switch 1 - 4: Shutter speed
Dip switch 5: FRAME/FIELD exposure
Dip switch 6 - 8: Normal shutter mode, External trigger shutter mode, restart/reset mode
- ⑪ Gain switch
A: Image output at a fixed level of image according to the brightness of the subject. (Variable range: 0 to 18 dB)
F: Fixed gain 0 dB
M: gain (manual)
Factory setting: the variable gain is adjusted to the fixed sensitivity for a standard subject. When using two or more XC-ST50/50CE, XC-ST30/30CE cameras, identical images of the same subject can be attained.
- ⑫ Gain control
The gain can be adjusted between 0 to 18 dB when the gain switch is set to "M".

● Rear Panel



● 12 pin multi-connector

④ 12 pin multi-connector



Pin No.	External HD/VD sync	Internal HD/VD sync	External VS sync
1	GND	GND	GND
2	+12 V	+12 V	+12 V
3	GND	GND	GND
4	VIDEO output	VIDEO output	VIDEO output
5	GND	GND	GND
6	External HD input	Internal HD output	—
7	¹ External VD input	Internal VD output	VS
8	GND	GND	GND
9	—	—	—
10	² WEN output	² WEN output	² WEN output
11	TRIG input	TRIG input	TRIG input
12	GND	GND	GND

¹: In restart/reset mode VD input is necessary

²: WEN output is only effective in EXT trigger shutter mode

● Rear Panel Factory settings

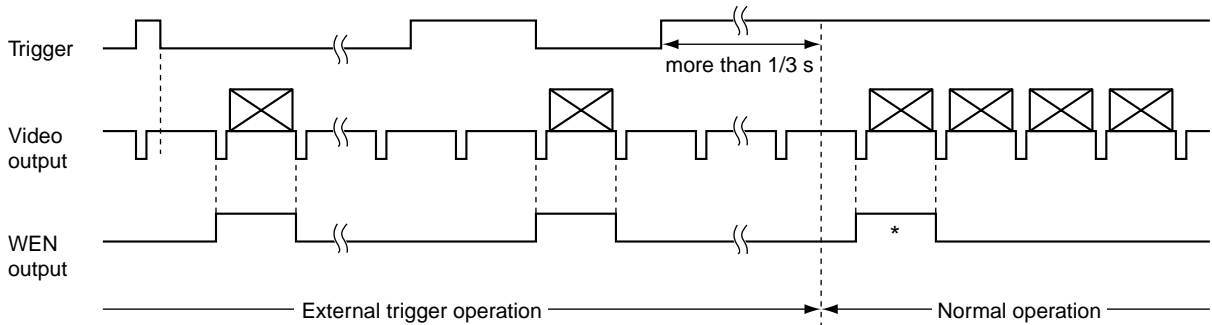
No.	Switch	Factory setting
⑥	Gamma correction ON/OFF	OFF
⑦	Internal/External sync	EXT
⑧	Trigger polarity	+
⑨	75 Ω termination	ON
⑩	Dip switch	
	1 - 2 - 3 - 4: Shutter speed	OFF
	5: Field/Frame	OFF
	6 - 7 - 8: normal shutter/EXT trigger shutter/restart reset	OFF
⑪	GAIN	FIX

TRIGGER SHUTTER MODES

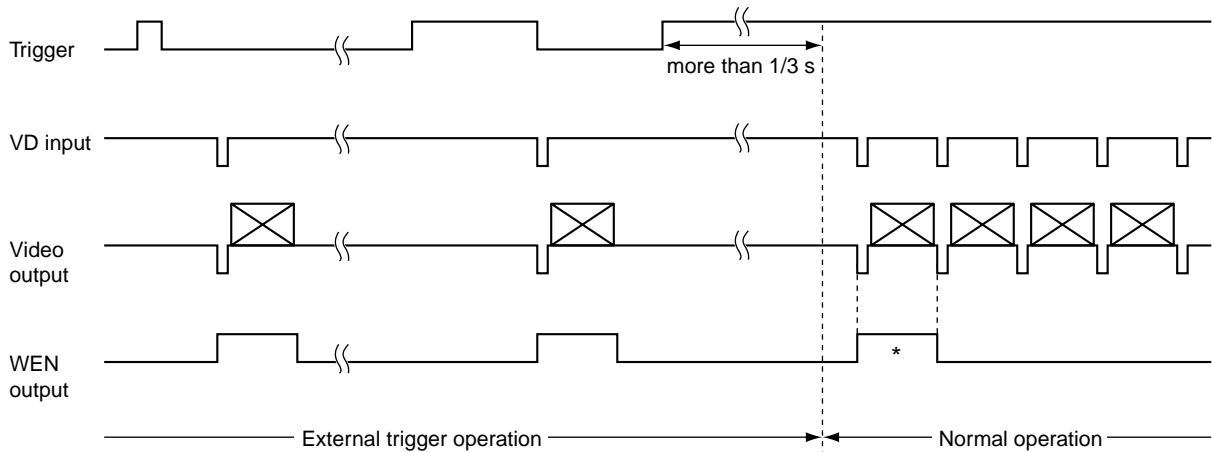
A new external trigger design allows the electronic shutter speed to be freely specified by the width of an external trigger pulse or by a switch setting on the rear panel of the camera.

Shutter speed setting based on the trigger width

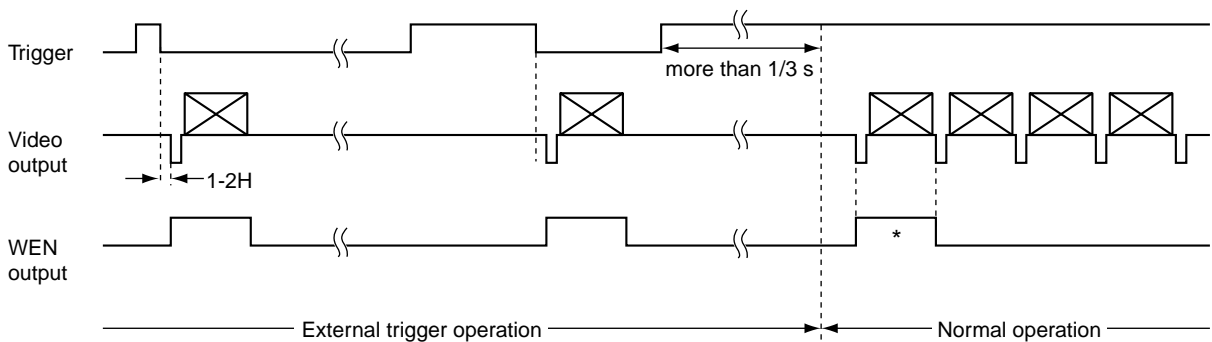
- ◇ Non reset mode Ext sync (continuous HD/continuous VD input), or internal sync



- ◇ Non reset mode Ext sync (continuous HD and single VD input)



- ◇ Reset mode Only for Ext sync



* When switching from Ext. trigger to regular operation the WEN pulse is output

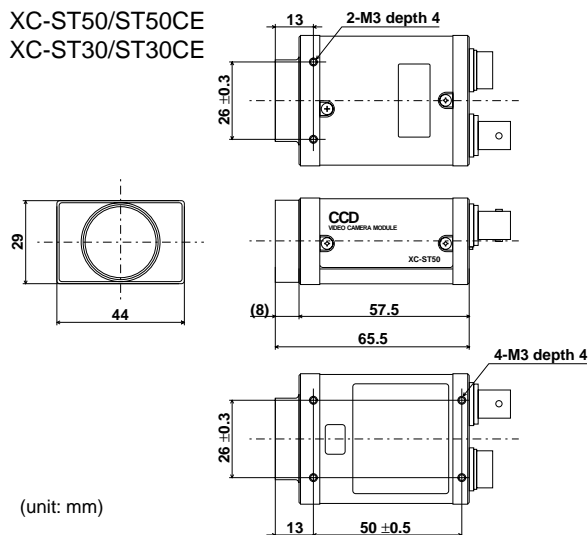
Shutter speed settings by dip switch control

Shutter speeds are set by dip switches 6,7,8 on the camera's rear panel. The width of the trigger pulse is irrelevant.

SPECIFICATIONS

	XC-ST50	XC-ST30	XC-ST50CE	XC-ST30CE
Image device	1/2 type IT CCD	1/3 type IT CCD	1/2 type IT CCD	1/3 type IT CCD
Effective picture elements	768(H) x 494(V)		752(H) x 582(V)	
Signal system	EIA standard		CCIR standard	
Horizontal frequency	15.734 kHz +/-1%		15.625 kHz +/-1%	
Vertical frequency	59.94 Hz		50 Hz	
Lens mount	C mount			
Flange back	17.526 mm			
Sync system	Internal / External (auto)			
External Sync system	HD / VD (2 ~ 5 Vp-p), VS			
External Sync frequency	Horizontal sync frequency +/- 1%			
Jitter	less than +/- 50 nsec			
Scanning system	525 lines, 60 fields/s, 2:1 Interlaced		625 lines, 50 fields/s, 2:1 Interlaced	
Video output	1.0 Vp-p, negative, 75 Ω unbalanced			
Horizontal resolution	570 TV lines		560 TV lines	
Sensitivity	400 lx, F8 (g compensation ON, 0 dB)			
Minimum illumination	0.3 lx (F1.4, AGC ON, without IR cut filter)			
S/N ratio	60 dB	56 dB	58 dB	54 dB
Gain	AGC (0-18 dB) / Manual (0-18 dB) / Fixed (0 dB) Selectable			
Gamma	ON / OFF			
Normal shutter	1/100 ~ 1/10,000 s		1/120 ~ 1/10,000 s	
External trigger shutter	1/4 ~ 1/10,000 s		1/4 ~ 1/8,000 s	
Power requirements	DC12 V +/-10%			
Power consumption	2.0 W	1.9 W	2.0 W	1.9 W
Dimensions	44(W) x 29(H) x 57.5(D) mm			
Mass	110 g			
Operation temp./humidity	-5°C ~ +45°C/20 ~ 80%			
Storage temp./humidity	-30°C ~ +60°C/20 ~ 95%			
Vibration	10 G (20 ~ 200 Hz)			
Shock resistance	70 G			
MTBF	70,600 hrs.			
Regulations	UL1492, FCC Class A Digital Device, CE (EN50081-2 + EN50082-2), AS4251.1 + AS4252.2			
Supplied accessories	Lens mount cap (1), Operating instructions (1)			

DIMENSIONS & REAR PANEL



Product information is available on the
ISP Home Page

Click!

Sony online <http://www.sony.co.jp/ISP/>

Product Information

Information including product features and catalogs

Document & Software

Product document information and sample software downloads

[Product catalog](#)

[Application Guide](#)

[Command List](#)

[User's Guide](#)
XC-ST50/30

[Instruction Manual](#)

[Sample software](#)

- Sony Electronics Inc. (USA) HQ
- Sony of Canada Ltd. (CANADA)
- Sony Broadcast & Professional Europe HQ

Germany
France
UK
Nordic
Italy

1 Sony Drive Park Ridge, NJ 07656
115 Gordon Baker Rd, Toronto, Ontario M2H 3R6
15, rue Floreal F-75831 Paris Cedex 17, France
Hugo-Eckener-Strasse 20 D-50829 Koln
15, rue Floreal F-75831 Paris Cedex 17
The Heights, Brooklands, Weybridge, Surrey KT13 0XW
Per Albin Hanssons vag 20 S-214 32 Malmo Sweden
Via Galileo Galilei 40 I-20092 Cinisello Balsamo, Milano

(TEL:+1-800-686-7669)
<http://www.sony.com/professional>
(TEL:+1-416-499-1414) (FAX:+1-416-497-1774)
(TEL:+33-1-55-90-35-11) (FAX:+33-1-55-90-35-17)
<http://www.pro.sony-europe.com>
(TEL:+49-221-5966-322) (FAX:+49-221-5966-491)
(TEL:+33-1-55-90-41-58) (FAX:+33-1-55-90-42-20)
(TEL:+44-990-331122) (FAX:+44-1932-817011)
(TEL:+46-40-190-800) (FAX:+46-40-190-450)
(TEL:+39-2-618-38-431) (FAX:+39-2-618-38-402)